

# GO UP

1




Workbook


# Starter Unit

Let's remember.

## 1. Look and circle.



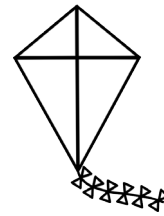
apple / book



cat / dog




star / moon



girl / kite

## 2. Match .

1- This is a hat.




2- This is a lion.



3- This is a star.



4- This is a van.



### 3. Supply the missing letter.



t-e



que-n




wat-r



d-g



ze-ra



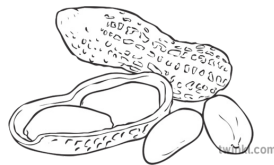
p-n

### 4. Unscramble and write.




nomo

.....




tun

.....




maj

.....



shfi

.....



tah

.....



angeor

.....

# Starter Unit

Let's remember.

## 1. Look and circle.

2

two / three

5

four / five

7

six / seven

9

eight / nine


## 2. Match .

1- I`m four years old.


2- I`m five years old.

3- I`m six years old.


4- I`m seven years old.




### 3. Count and write.




.....




.....




.....



.....



.....



.....

### 4. Add and write.


$$2 + 3 = \text{.....}$$

$$4 + 5 = \text{.....}$$


# Starter Unit

Let's remember .

## 1. Look and circle.




orange / green



yellow / pink



purple / black



blue / white

## 2. Match .

1- 1- It's green.




2- I wear blue and white.



3- I like colours.



4- I like blue .



**3. Supply the missing letter and color .**




gr-en




p-nk




y-llow



r-d




bro-n




bl-e

**4. Unscramble and color .**




rde

.....




nowbr

.....



uebl

.....



eengr

.....



nkpi

.....



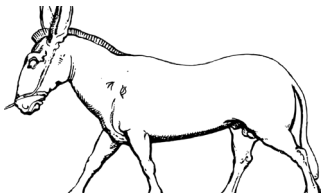
llowye

.....


# Starter Unit

Let's remember.

## 1. Look and circle.




monkey / donkey



lion / cat




horse / camel



hen / duck

## 2. Match .

1- This is my dog.




2- This is my parrot.



3- This is my sheep.



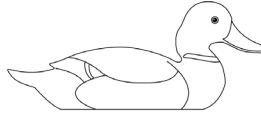
4- This is my bird.




### 3. Supply the missing letter.




h-n




d-ck




g-at



do-key



c-w



cam-l

### 4. Unscramble and write.




gdo

.....



rdbi

.....



sehor

.....




tac

.....



rotpar

.....



phanette

.....

# Unit 1

## Lesson 1

# Hello

### 1. Match.

Hello!

I'm fine.

I'm Reem.

Goodbye!


How are you?

Hello!

Goodbye!

I'm Saleh.

### 2. Match.



Hello!



I'm Honey.

I'm fine.



Goodbye!


I'm Saleh.



### 1. Circle.




I am Reem.  
I am not Reem.



I am Honey.  
I am not Honey.




I am Reem.  
I am not Reem.



I am Honey.  
I am not Honey.

### 2. Write.

am      are



# Unit 1

## Lesson 3

### 1. Match.

A

B

C

D

E

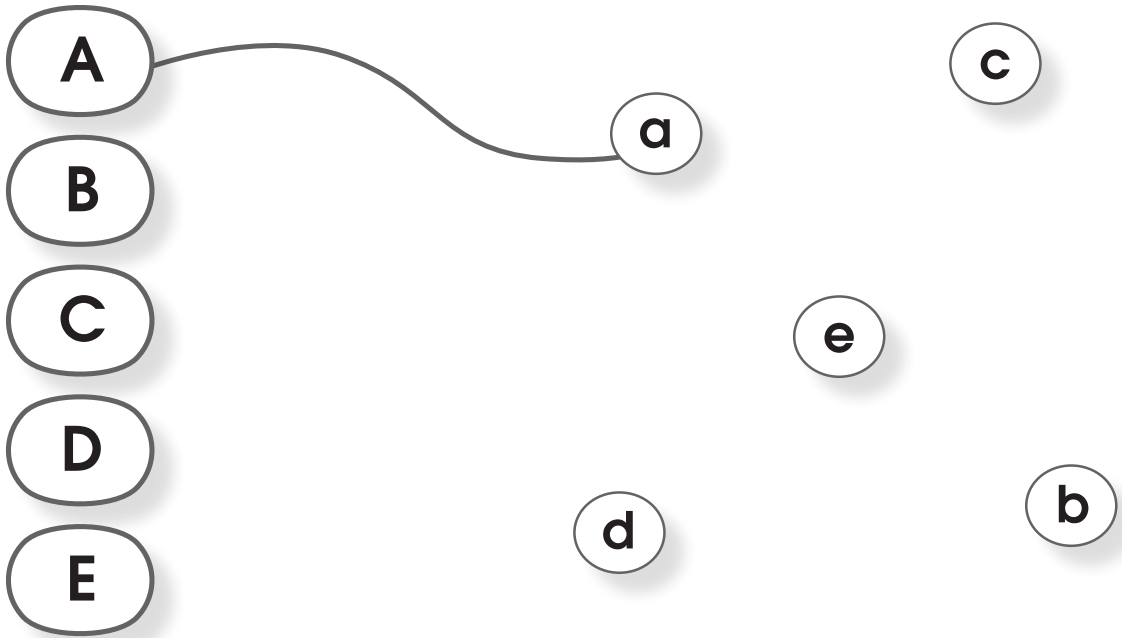
a

b



c

d

e



### 2. Match.






egg

doll

ball

apple

circle



### 1. Match.

1- What's your name?

2- Are you Rami?

3- Hello, I'm Sama.

4- Goodbye.

5- How are you?

a- Hello, I'm Nada.

b- Goodbye.

c- I'm fine, thank you.

d- I'm Reem.


e- No! I'm Saleh.

### 2. Use the words.

am - is - are.



What ..... your name?



How ..... you?



I ..... fine, thank you.



Hello, I ..... Ahmed.

# Unit 1

## Lesson 5

### 1. Colour and trace, then write.



apple

apple



Ahmed

Ahmed




ball

ball



Basim

Basim



circle

circle



Cindy

Cindy




doll

doll



Dina

Dina



egg

egg



Eman

Eman

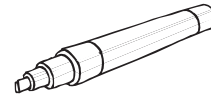
### 1. Tick (✓) the correct answer.

1. This is a pencil.



True    False  
( )    ( )

2. This is a book.



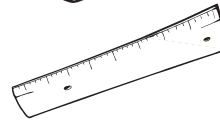
( )    ( )

3. This is a crayon.



( )    ( )

4. This is a ruler.



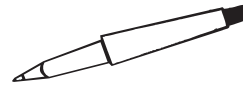
( )    ( )

5. This is a rubber.



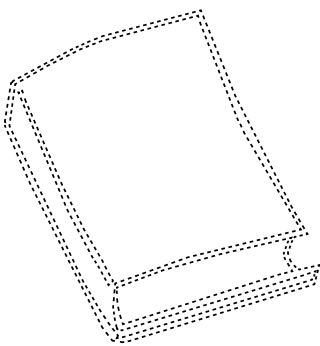
( )    ( )

6. This is a pen.



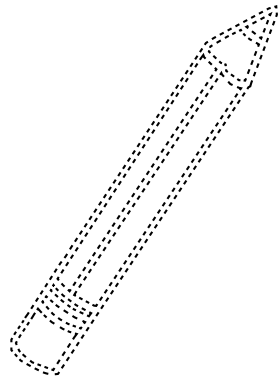
( )    ( )

### 2. Trace and draw.



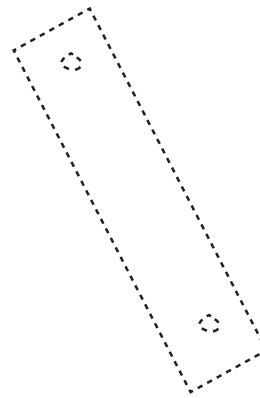
book

book



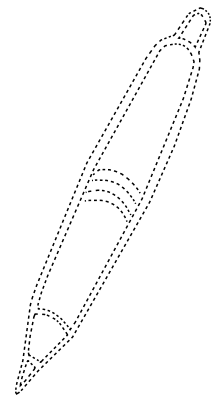
pencil

pencil



ruler

ruler



pen

pen

# Unit 2

## Lesson 2

### 1. Tick (✓) the correct answer.

Is this a book?  Yes, it is.  
 No, it isn't.

Is this a pen?  Yes, it is.  
 No, it isn't.

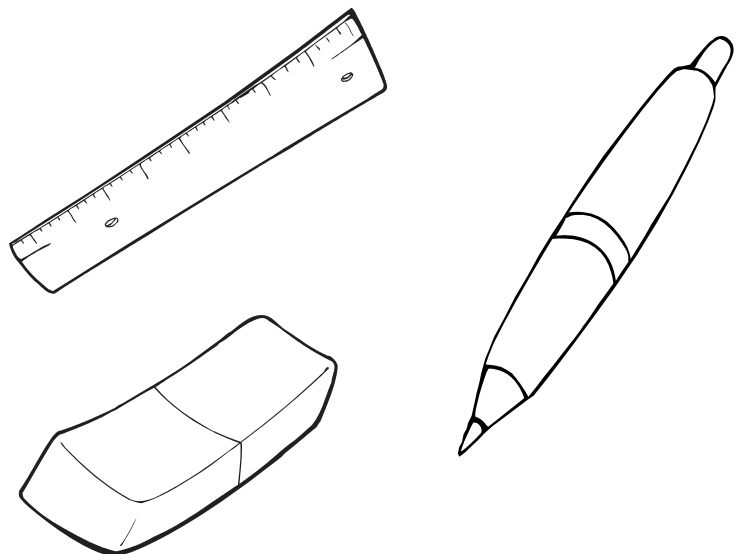
Is this a pencil?  Yes, it is.  
 No, it isn't.

### 2. Read and colour.

1- This is a ruler.

2- This is a rubber.

3- This is a pen.



### 1. Finish the number patterns.

1 , 2 , 3 , 4

4 , 5 , ....., 7

3 , 4 , ....., 6

6 , 7 , ....., 9



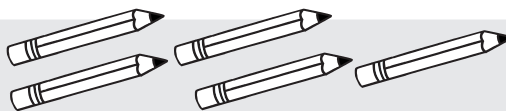
### 2. Write the numbers.

Three



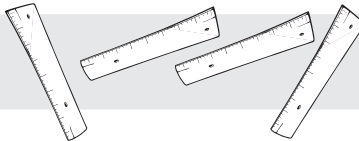
3

Five



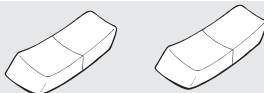
.....

Four



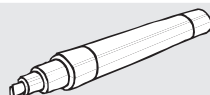
.....

Two



.....

One



.....

# Unit 2

## Lesson 4

### 1. Look and write.

Yes, it is.    No, it isn't.

1- Is it a book?



Yes, it is.

2- Is it a ruler?



.....

3- Is it a pencil?



.....

4- Is it a crayon?



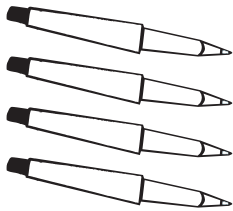
.....

5- Is it a pen?

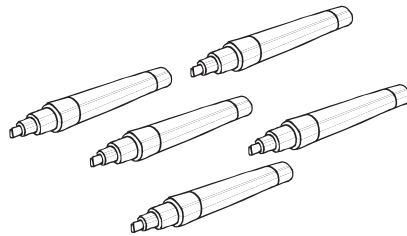


.....


### 2. Count and write.



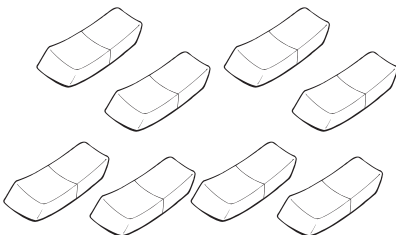
.....4..... pens



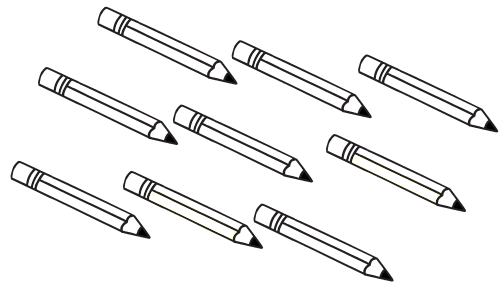
..... crayons



..... books



..... rubbers



..... pencils

### 1. Write the small letters.




### 2. Supply the missing letters.



.... pple




.... all



.... ircle



.... og




.... lephant

# Unit 3

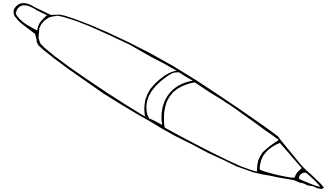
# What colour?

## Lesson 1

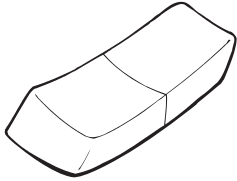
### 1. Read and colour.



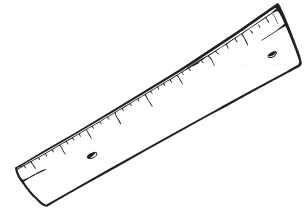
a red book



a blue pen



a yellow rubber



a black ruler

### 2. Colour.

My bag is red.



My bag is green.





My bag is brown.





### 1. Colour and match.

green




yellow

white



red

### 2. Colour.



# Unit 3

## Lesson 3

### 1. Read and colour.




Red and white is pink.



Yellow and blue is green.

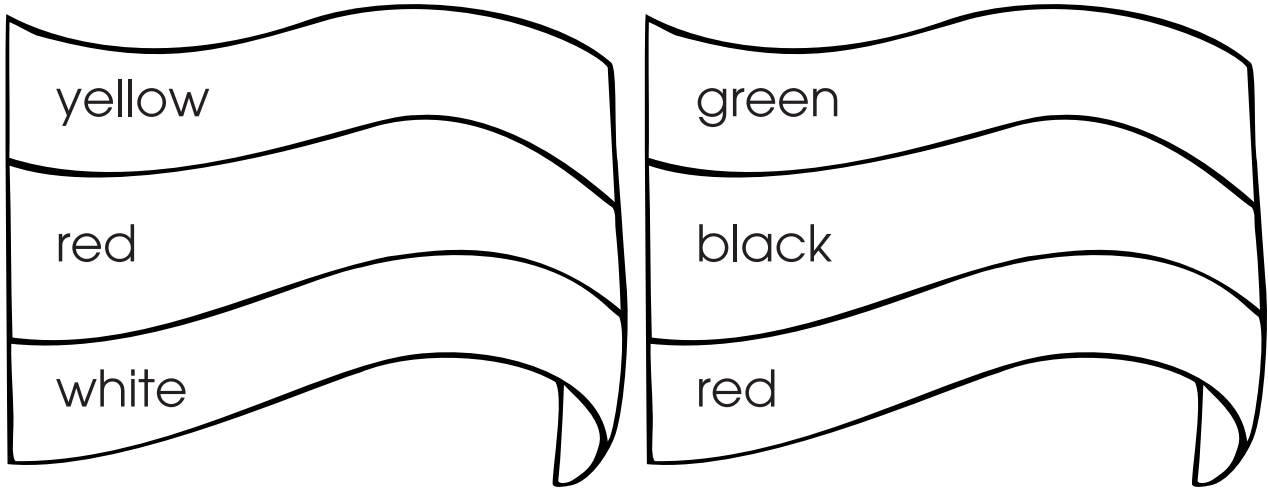


Black and white is grey.




Red and yellow is orange.

### 1. Colour.



### 2. Look and colour.



# Unit 3

## Lesson 5

### 1. Trace.

Fady

frog

Gamila

goat

Hatem

hen

Ibrahim

ink

Jihan

jelly

# How old are you?

## Unit 4

### Lesson 1

#### 1. Match.


1- fif	rty	50
2- sev	ety	70
3- thi	ty	30
4- twe	enty	20
5- nin	nty	90

#### 2. Unscramble and write.




ldo

.....



ilcdh

.....



mnoaw

.....



nyugo

.....

# Unit 4

## Lesson 2

### 1. Look and write.

He - She - I - You



..... am six years old.



..... is four years old.



..... are seven years old.



..... is ten years old.

### 2. Rearrange the words.

1- six - old - She - years - is.

.....

2- old - you - are - How?

.....

3- is - How - he - old?

.....

4- man - young - He - a - is.

.....

5- a - She - woman - is.

.....

### 1. Write.

is      isn't



He ..... six.



He ..... five.



She ..... seven.



She ..... nine.

### 2. Match.

1- What's your name?

a- I'm fine, thanks.

2- How old are you?

b- It's red.

3- What colour is your bag?

c- I'm Saleh.

4- How are you?

d- I'm six years old.

# Unit 4

## Lesson 4

### 1. Read and complete.


Saleh is a boy.

He is seven years old.

He is not old.

Name: .....	
Age: .....	
Young or old: .....	

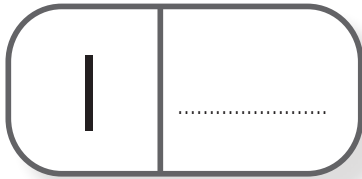
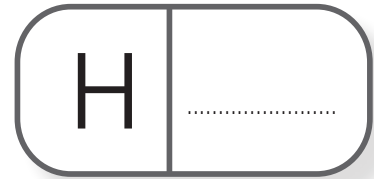
### 2. Look at the table and write.

Name: Nada	
Age: ten years	
Boy or girl: girl	
Young or old: young	

My name is ..... I'm ..... years old.

I'm a ..... I'm not old. I'm .....

### 1. Write the small letters.



### 2. Write the missing letters.



.... rog




.... oat



.... en



.... nk



.... elly

# Unit 5

## Lesson 1

# Toys

### 1. Circle the word and match.

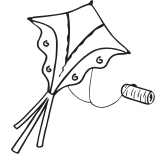
1- lldollo

2- kibikebe


3- kibekitegh

4- rcarca

5- llballba



### 2. Unscramble the letters.



epnla

plane



keib

.....



rac

.....



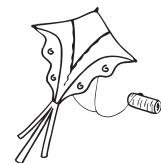
llab

.....



lodl

.....



itek


.....

### 1. Look and write.


There is      There are



..... a doll.



..... bikes.



..... kites.



..... a book.

### 2. Write sentences.

There      is      a  
are      ~~a~~

There is a doll.

.....

.....

.....

.....

.....

doll

bikes

kites

book

rubber


pencils

# Unit 5


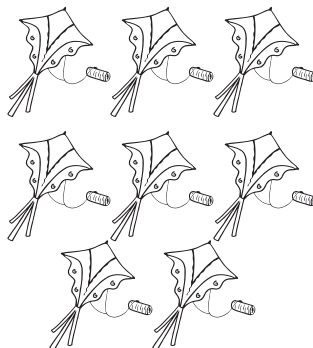


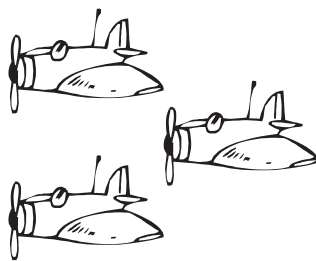
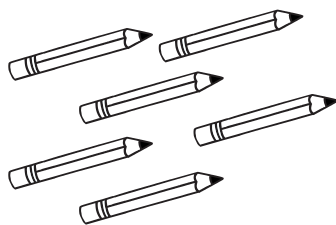
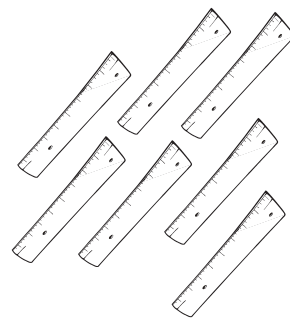

## Lesson 3

### 1. Count and write.

1- How many?



.....two.....



### 1. Read and match.

car

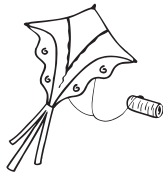
doll

ball

plane

bike

kite



### 2. Tick (✓) the correct answer.

There are three balls.




True

False

( )

( )

There are four planes.



( )

( )


There is one car.



( )

( )

There are six pencils.



( )

( )

There are two kites.



( )

( )

# Unit 5

## Lesson 5

### 1. Trace.

Kamal

kite

Lamiaa

lollipop

Manal

mango

Nabil













nurse

Omar

onion

### 1. Look and write.


father – mother – sister – grandfather –  
brother – grandmother


### 2. Supply the missing letter.



.... ather



.... other



.... randfather



.... rother



.... randmother



.... ister

# Unit 6

## Lesson 2

### 1. Match.



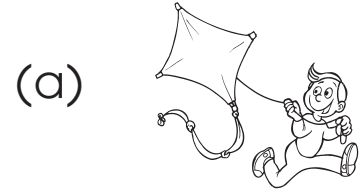
1- This is my father.

2- I have got two brothers.

3- I have got one sister.

4- That is a doll.

5- This is my kite.



### 2. Circle the odd one out.

1- father      brother      sister      friend.

2- sister      mother      father      doll.

3- doll      brother      kite      bike.

4- brothers      uncles      aunts      father.

### 1. Read and complete.


How many brothers have you got?




I've got .....



I've got .....



I've got .....



### 2. Match.


1- I have got three books.

(a)



2- I have got a bike.

(b)



3- I have got two sisters.

(c)



4- I have got three dolls.

(d)



# Unit 6

## Lesson 4

### 1. Look and write.

This is    That is


..... my kite.

..... my mother.

..... my car.

..... my book.

..... my ball.



### 2. Unscramble the sentences / questions.

1- father – is – This – my.

.....

2- got – I – sisters – two – have.

.....

3- have – How – brothers – got – many – you?

.....

4- got – have – I – grandfather – one.

.....

5- How – grandfathers – you – many – got – have?

.....

### 1. Write the small letters.




### 2. Write the missing letters.



.... ite




.... ollipop



.... ango



.... urse




.... nion

# Unit 7


## Lesson 1

# Home


### 1. Label.





.....  
bedroom.....




.....



.....



.....



.....


### 2. Tick (✓) the correct answer.

1- My father is in the bedroom.




True      False  
( )      ( )

2- My sister is in the kitchen.



( )      ( )

3- My grandfather is in the bathroom.




( )      ( )

4- My mother is in the living room.




( )      ( )

5- My uncle is in the dining room.



( )      ( )

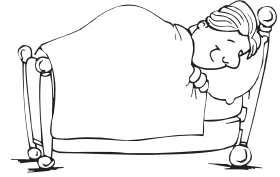
### 1. Supply the missing letters.




c .... ok



w .... sh




s .... eep



kit .... hen



ba .... hroom




bedro .... m

### 2. Look and write.


1- I ..... in the bedroom.




2- I watch TV in the .....



3- We ..... in kitchen.



4- I ..... in the dining room.



# Unit 7

## Lesson 3

### 1. Circle.

There      is   /   are      four chairs.

There      is   /   are      a TV.

There      is   /   are      three books.

There      is   /   are      books.

There      is   /   are      a ball.


There      is   /   are      a pencil.

### 2. Unscramble the following words.




dbermoo

.....




enchkit

.....



moorivngl

.....



ingindoomr

.....

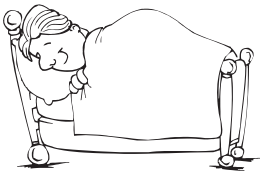
### 1. Read and match.

- cook
- eat
- sleep
- watch TV.
- wash


- a) in the living room.
- b) in the bedroom.
- c) in the bathroom.
- d) in the dining room.
- e) in the kitchen.

### 2. Read, find and write.

wash - cook - ~~sleep~~ - eat - watch TV.



I sleep in the bedroom.




I ..... in the kitchen.



I ..... in the bathroom.



I ..... in the living room.



I ..... in the dining room.

# Unit 7

## Lesson 5

### 1. Trace.

Pete

potato

Qasim

quit

Randa

robot

Samia

school

Tamer


tea

### 1. Match.


1- sofa

2- window


3- door




(a)




(b)



(c)



(d)




(e)

4- cupboard

5- wardrobe

### 2. Write the words in the correct groups.


sofa - bed - table - TV - cooker - door -  
cupboard - window - wardrobe



1- sofa

2- .....


3- .....



1- .....

2- .....

3- .....



1- .....

2- .....

3- .....

# Unit 8


## Lesson 2

### 1. Read, find and write.


on – under – between – next to – in




The doll is ..... the chair.




The doll is ..... the chair.



The doll is ..... the chair  
and the sofa.




The doll is ..... the chair.



The doll is ..... the box.

### 2. Tick (✓) the correct answer.

1- The TV is on the table.



True    False  
( )    ( )

2- The ball is under the chair.



( )    ( )

3- The car is in the box.



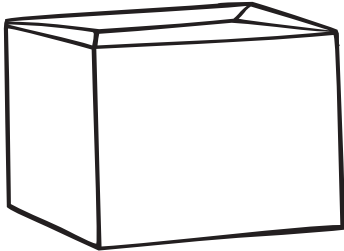
( )    ( )

4- The bag is between two chairs.




( )    ( )

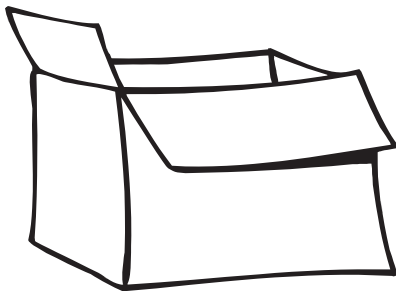
### 1. Read and draw.



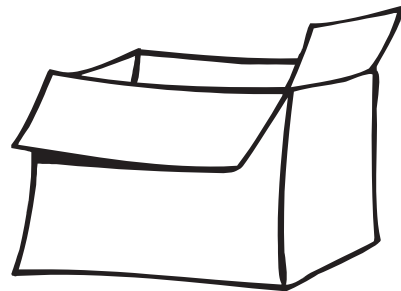
The ball is on the box.



The ball is under the box.



The ball is in the box.



The ball is next to the box.

### 2. Circle the odd one out.

1- chair - table - sofa - bedroom.

2- kitchen - living room - bathroom - bed.

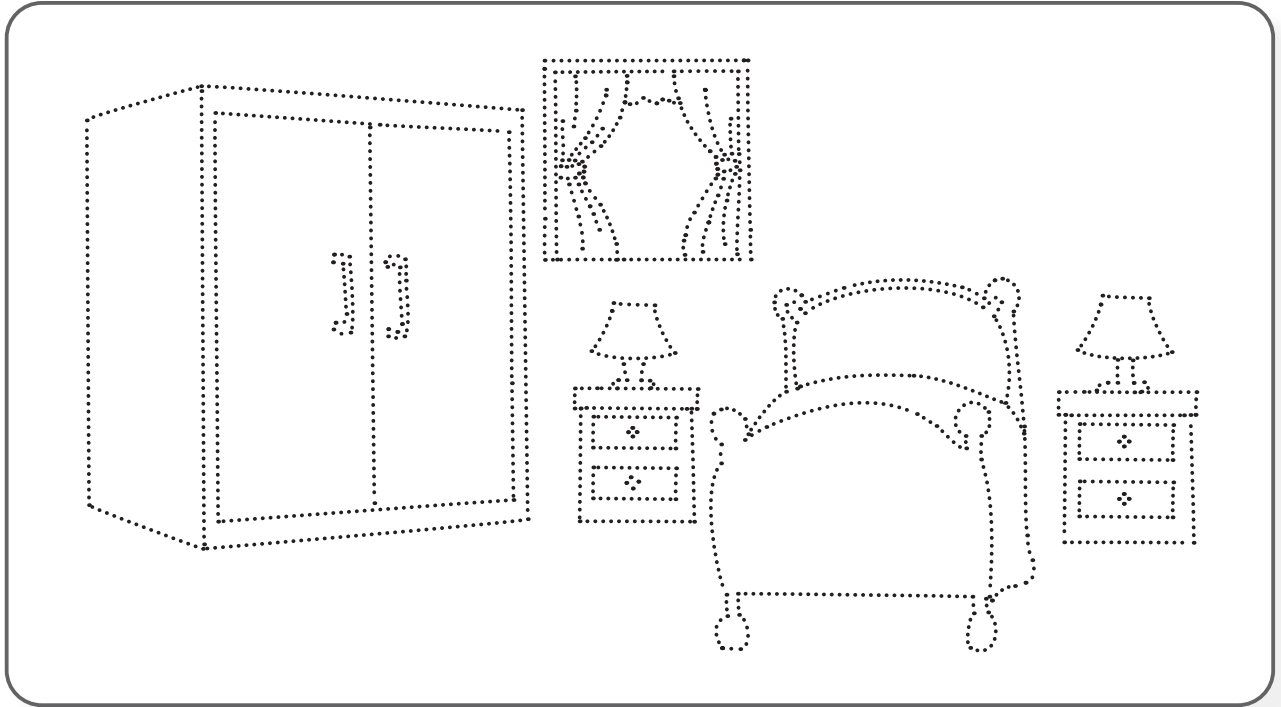
3- next to - chair - under - between.

4- sleep - TV - eat - watch.

# Unit 8

## Lesson 4

### 1. Trace, colour and write about your room.



In my room, there is

.....

.....

.....

.....

.....

In my room, there are

.....

.....

.....

.....

# Reading and Language Practice 1

## 1. Rearrange the following.


1. fruit - What's - favourite - your?
2. colour - What - apples - are?
3. do - How many - eat - apples - you?

## 2. Read and match.

1. Apple
2. Sun
3. Egg
4. Ball

- yellow
- red
- black and white
- white

## 3. Make words.



## 4. Supply the missing letters.

d-tes / t-mato / veg-table / fru-t

## 5. copy.

I am a good pupil.

**6. Choose the correct answer.**

- 1. Saleh ..... a boy. (am – is – are)
- 2. We ..... good friends. (am – is – are)
- 3. You ..... my friend. (am – is – are)
- 4. I ..... in primary one. (am – is – are)

**7. Fill in with (What's – How – Do).**

- 1. .... many books do you have?
- 2. .... you like dates?
- 3. .... your favourite book?

**8. Answer the following questions.**

- 1. Are you in primary one ? .....
- 2. Are you happy ? .....
- 3. Is your father a doctor ? .....

**9. copy.**

I love my brother.



## Reading and Language Practice 2

### 1. Rearrang the following.

1. old - are - How - you?
2. grade - are - What - in - you?
3. you - do - What - to - like - do?

### 2. Make words.



### 3. Read and match.

- |          |                             |
|----------|-----------------------------|
| 1. Seven | <input type="checkbox"/> 8  |
| 2. Eight | <input type="checkbox"/> 7  |
| 3. Ten   | <input type="checkbox"/> 4  |
| 4. Four  | <input type="checkbox"/> 10 |

### 4. Supply the missing letters.

f-rst / sec-nd / p-cture / w-ll

### 5. copy.

I do my homework every day.

**6. Read and match the opposite.**

- |              |                                |
|--------------|--------------------------------|
| 1. Young     | <input type="checkbox"/> good  |
| 2. Bad       | <input type="checkbox"/> old   |
| 3. Beautiful | <input type="checkbox"/> small |
| 4. Big       | <input type="checkbox"/> short |
| 5. Tall      | <input type="checkbox"/> ugly  |

**7. Fill in with ( have got – has got )**

1. I ..... a blue bag.
2. Funny ..... a red hat?
3. .... you ..... a pencil?
4. .... she ..... a rubber?

**8. Answer with ( yes, I have Or No, I haven't ).**

Have you got a pen? ( ✓ )

.....

Have you got a book? ( X )

.....

**9. copy.**

We help our friends.

.....  
.....

20 Marks

## 1. Rearrange.

5 Marks

- 1- fine – am – I – you – thank.
- 2- Hana – you – Are?
- 3- Saleh – I'm – No,.
- 4- you – How – are?
- 5- John – Hello! – I'm.

## 2. Choose the correct answer.

5 Marks

- 1- Ahmed plays with the ( apple – ball ).
- 2- Are you Mahmoud ? – yes, I ( am – are ).
- 3- I have ( two – five ) fingers in one hand.
- 4- What's your name ? I'm ( fine – Heba ).
- 5- How are you ? I'm ( Basma – fine ) thank you.

## 3. Finish the following sentences.

3 Marks

( doll – How – one – two )

- 1- I have only ..... nose.
- 2- ..... are you?
- 3- This is Dina's .....

## 4. Composition.

3 Marks

- 1- Hello! I'm .....
- 2- Are you Saleh ? – No, I ..... Sara.
- 3- I want an ..... to eat.

## 5. Match.

4 Marks

- |                 |                                    |
|-----------------|------------------------------------|
| 1- Hello!       | <input type="checkbox"/> I'm fine. |
| 2- I'm Heba.    | <input type="checkbox"/> Good bye. |
| 3- How are you? | <input type="checkbox"/> Hello!    |
| 4- Good bye.    | <input type="checkbox"/> I'm seif. |

# Test 2

20 Marks

## 1. Match.

4 Marks

1- Pencil case



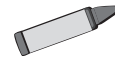
2- Crayon



3- Rubber



4- Nine



## 2. Rearrange.

4 Marks

1- is - a - It - ruler.

2- crayon - Look ! - It's - a.

3- No, - isn't - it - book - a.

4- this - a - Is - pen?

## 3. Finish the following sentences.

4 Marks

( nine - ten - bag - rubber - pen )

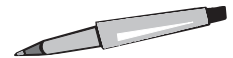
1- Four and Five are .....

( 5 + 4 )

2- This is a .....



3- This is a ....., It isn't a pencil.



4- This is my .....



## 4. Supply the missing letters.

5 Marks

1- Ap-le



2- do--



3- b-ll



4- ele--ant



5- Cir-le



## 5. copy.

3 Marks

This is a blue crayon

20 Marks

## 1. Circle the odd one out.

4 Marks

- |           |       |        |
|-----------|-------|--------|
| 1- Kite   | bike  | flower |
| 2- orange | ball  | bike   |
| 3- toy    | mango | doll   |
| 4- nine   | four  | boy    |

## 2. Rearrange.

4 Marks

- 1- many - toys - are - there - How?
- 2- three - balls - There - are.
- 3- bike - is - one - There.
- 4- ball - a - It's.

## 3. Choose the correct answer.

5 Marks

- 1- I've ( got - have ) two sisters.
- 2- ( Is - Are ) this your brother?
- 3- I have one ( father - fathers ).
- 4- This is my mother ( Sara - Ahmed ).
- 5- How many ( brother - brothers ) have you got?

## 4. Supply the missing letters.

4 Marks

- 1- C-ok
- 2- W-tch
- 3- B-droom
- 4- Din-ng room

## 5. copy.

3 Marks

I cook with my mother in the kitchen.

---

---

---



Published and distributed by

**Brilliant Book Center**

Sole agents in the Middle East:

**Al-Sawlatia for Publishing and Distribution**

Tel: +2 02 27009913 / +2 02 27009912

Fax: +2 02 27000728

Email: [sawlatiaegypt@gmail.com](mailto:sawlatiaegypt@gmail.com)

Deposit No: 1430/3176

ISBN: 978-9960-841-82-3

Eleventh Edition 2020

Copyright © Al-Sawlatia for Publishing and Distribution

All rights reserved: no part of this publication may be reproduced, stored in a retrieval system, or transmitted in any form or by any means, electronic, mechanical, photocopying, recording or otherwise, without the prior written permission of the copyright holders.