

GO UP

3



Workbook

Starter Unit

Warm up


1- Circle the right words.



French fries/ biscuits



rice / roast chicken



vegetables / fruit



garlic bread /cola



lemonade / tea



orange juice / bread

2- Circle the odd one out.

1- orange juice - biscuits - lemonade – tea.

2- french fries - roast chicken - garlic bread – cola.

3- mango - rice - meat - bread.

4- meat - milk - chicken - fish.

3- Write the words in the correct groups.

French fries - biscuits - orange juice - bread - rice - roast chicken -
vegetables - fruit salad.

Main meals

.....

.....

.....

.....

Desserts

.....

.....

.....

.....


4. Look at pictures. Write the number.

1- roast chicken

3- orange juice

2- biscuits

4- vegetables



1- Study the grammar.


•countable and uncountable .

.We use (many-few) with countable nouns.

.We use (much-little) with uncountable nouns.



There is little cola.




There are few oranges.

2- Add "many", "few", "much" or "little".


1-  There are bananas.

2-  There are pupils in my class.

3-  There are sandwiches in my lunchbox.

4-  There are glasses.

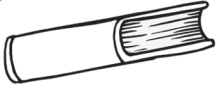
5-  I want sugar. I like sweets.


6-  I drank of it.


Unit 1


Lesson 4


1. Listen and circle.


1- book 


2 - ball 


3- bell 


4- bag 


5- cab 

pencil 


pen 


potato 


peach 


cap 


2. Listen, look and write.


..... an 

..... oat 

.....uppy 

..... oy 

..... en 

..... ear 

1. Complete the table about you and your friend.

Me

Draw yourself

First name:

Last name:

Class:

Age:

Phone No:

My friend

Draw your friend

First name:

Last name:

Age:

Phone No:

Unit 2

Lesson 1

Inside the School

1. Unscramble and match.

rrlybia
.....

ssoorlcam
.....



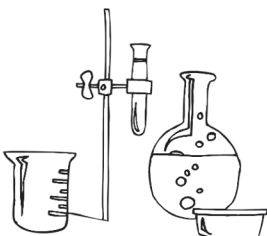
glaprdouny
.....

bal
.....

moor rat
.....



2. Match the things with the rooms, and colour.



1. Tick (✓) the correct answer.

- | | (True) | (False) |
|--|--------------------------|--------------------------|
| 1. We eat in the classroom. | <input type="checkbox"/> | <input type="checkbox"/> |
| 2. We draw pictures in the art room. | <input type="checkbox"/> | <input type="checkbox"/> |
| 3. We read in the library. | <input type="checkbox"/> | <input type="checkbox"/> |
| 4. We play football in the playground. | <input type="checkbox"/> | <input type="checkbox"/> |
| 5. We colour in the lab. | <input type="checkbox"/> | <input type="checkbox"/> |

2. Look and complete.

What

draw pictures

.....

play football

.....

Where

.....

library

.....


classroom

Unit 2


Lesson 3

1. Write is or are. 

I am
He is
She is
It is
We are
They are




They listening.



She writing.



He reading.



It eating.



They playing.



They drawing.