


# COMPUTER GUIDE



LEVEL



<b>Unit 1: Website Concept.</b> .....	3
<b>Chapter 1: Concept</b> .....	3
Lesson 1: Websites .....	4
Lesson 2: Types of Web-pages .....	6
Lesson 3: Stages to create and designing a web site .....	8
<b>Chapter 2: Create and edit audio file</b> .....	9
Lesson 1: Creat audio file.....	9
Lesson 2: Identify Audacity Interface.....	10
Lesson 3: Identify menu bar and control bar .....	11
Lesson 4: Work on audacity .....	12
Lesson 5: How to record by using audacity.....	14
Lesson 6: Create mix sounds.....	17
Lesson 7: Save& share .....	19
<b>Chapter 3: Create and edit video file</b> .....	20
Lesson 1: Introduction to Open shot .....	20
<b>Unit 2: HTML</b> .....	38
Lesson 1: Introduction to HTML .....	39
Lesson 2: HTML Language .....	40
Lesson 3: HTML page structure .....	44
Lesson 4: Add text to a web-page .....	47
Lesson 5: Web-page Formatting .....	49
Lesson 6: Dealing with images in the web-pages .....	53
Lesson 7: Dealing with sound and video in the web-pages .....	57
Lesson 8: Dealing with hyper-link in the web-pages.....	59
<b>Unit 2: Java Script</b> .....	63
Lesson 1: JavaScript Basics.....	64
Lesson 2: Calling JavaScript Code .....	66
Lesson 3: Branching “If Statement” .....	70
Lesson 3: Validate data entered into web .....	72
Final Project: Try to creat registration form .....	79



**UNIT 1**

# Website Concept



## Lesson 1:



## Websites

## What is the meaning of Website?



One or more web-pages connected under a certain name that have a location on the internet called "Web Address". A website may contains multimedia content. A website can be a personal website, a commercial website for a company or government website. The website can be visited on the computer or the cell phone.



### What is the Web-page?

Is a document that is suitable for the World Wide Web and can be shown through web browsers. A web browser displays a web-page on a monitor or mobile device. The web-page is what displays, but the term also refers to a computer files such as style sheets, scripts, and images, to present the web-page.

### What is the Home page?

Main page of a website which gives detailed information on its owner and provides links to its other parts. Usually it is the first page seen by every visitor, but some sites (such as those of newspapers or portals) display a fresh page every day. By other meaning, it is the opening page in the website through which other pages can be visited.

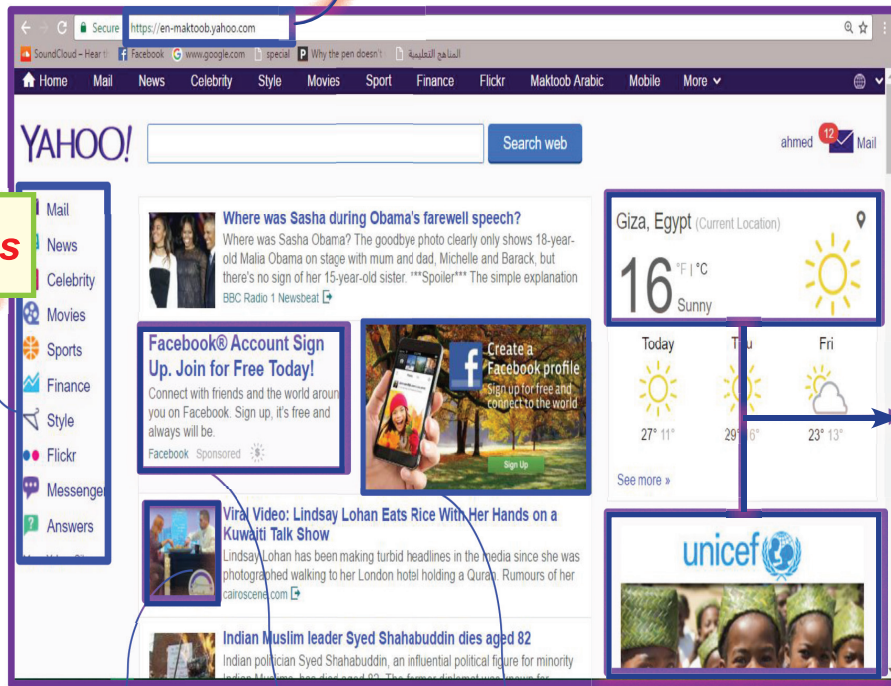


# 1- Practical Activity

By helping from your teacher, identify the content of web-page



The name of web site



Hyperlinks

Link to other web-sites

Vedio

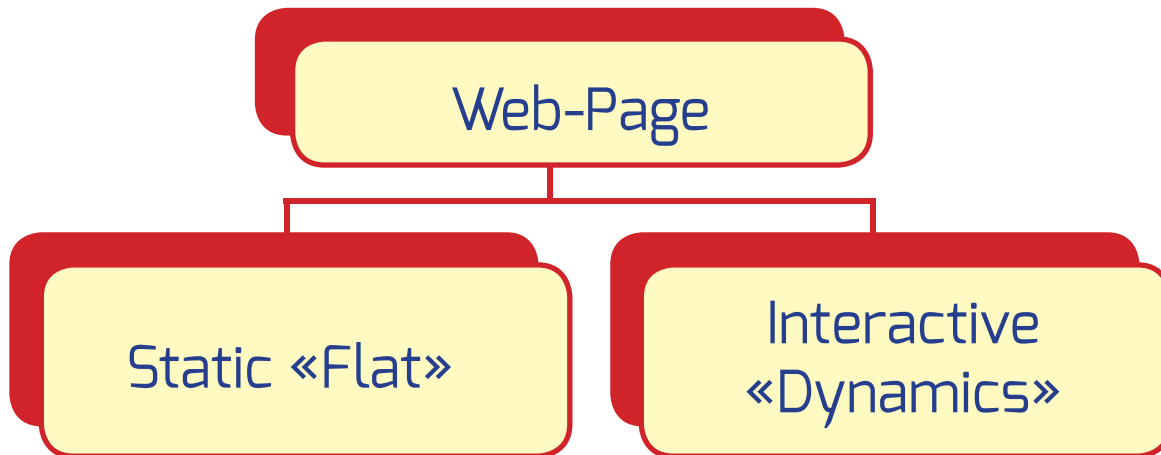
Text

Image

Lesson 2:

Types of web-pages

There are two types of web-pages:

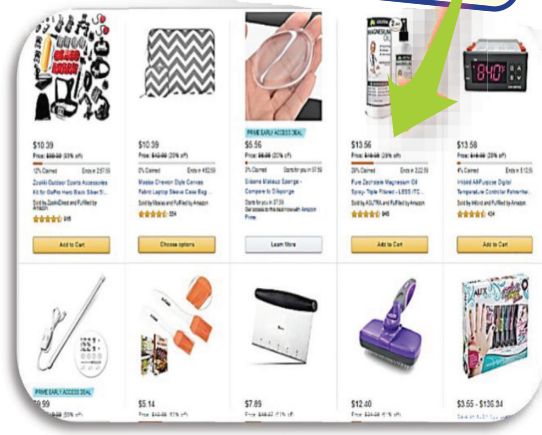
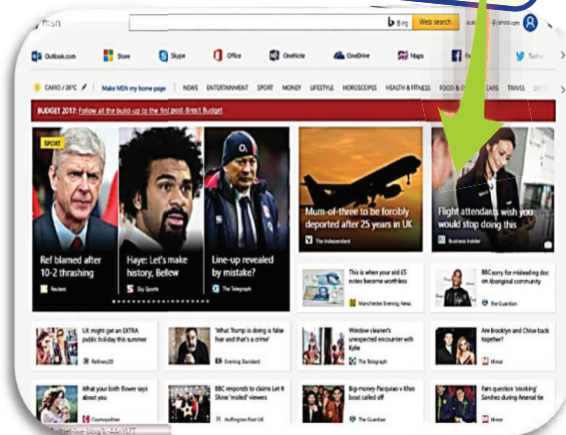


Static «Flat»

Interactive «Dynamics»

“Sometimes called a flat page” is a web-page that is delivered to the user exactly as stored. A static web-page displays the same information for all users, from all contexts. The content doesn’t change and can’t be edited by the visitor. It is designed by HTML code

Consists of a server-side dynamic web-page that is a web-page whose construction is controlled by an application server processing server-side scripts. And client-side dynamic web-page processes the web-page using HTML, JavaScript, PHP and others..





**Test your self**



**I- Choose the correct answer:**

1. A hypertext document connected to the World Wide Web.  
(Network - Web content - Web-page)
2. A web-page that displays different content each time it's viewed, it uses HTML addition to JavaScript and PHP.  
(Static web-page - Web Address - Dynamic Web-page)
3. One or more web-pages connected under a certain name  
(Home page - Website - Web-page)
4. A web-page used to display some information without the ability of making any interaction with its content.  
(Static web-page - Website - Dynamic web-page)

**II- Complete the following:**

- The website is .....
- The interactive Web-page is.....
- The Web-page is.....
- The static Web-page is .....
- The Homepage is .....

## Lesson 3:



## Stages to create and designing a web site

There are stages to designing and creating a website:



### Planning

- Draw a simple diagram of the web-pages of the website, the homepage and the connected pages.

### Design

- Design the format, shape of the homepage, the colour, the background, images and video clips and other hyper-links.

### Develop

- prepare the text, the image files and the video and sound files and save them in a folder.

### Implement

- Change the paper design into web-page to be shown and visited on the internet with an internet browser.

### Publish

- A web address is taken and save on one of the servers and publish the site on the internet.